

**ALL NEW**

# **GCSAA VIRTUAL EDUCATION EVENT**



**Link to GCSAA Virtual Education Site**

<https://na.eventscloud.com/ereg/ve2/index.php?eventid=728371>

## **Login**

Registrants will use Email Address and First Name to login to Virtual Education

A screenshot of the GCSAA Virtual Education Event login page. The page is split into two main sections. On the left is a white sidebar containing the event logo, dates (March 14 & 16, 2023), the event title '2023 GCSAA Virtual Education Event', a short description, and a login form. The form has two input fields: 'Email Address' and 'First Name', both with red asterisks indicating they are required. A 'Login' button is positioned below the fields. On the right is a large blue graphic with the text 'The LEARNING CONTINUES' in orange and white, the GCSAA logo, 'Virtual Education Event', and 'MARCH 14th & 16th' in large orange letters. The background of the graphic shows a silhouette of a man in a suit and a crowd of people.

## **System Check and Help**

Virtual Education platform has options to do a system check and there is a general help guide. To access click on the question mark at the top right.

ALL NEW

# GCSAA *VIRTUAL* EDUCATION EVENT



## Facility Package

If your facility signed up for a facility package, each person would need to be registered.

Registration Link - <https://gcsaaconference.com/virtual/register-here>

For assistance please contact [membership.help@gcsaa.org](mailto:membership.help@gcsaa.org) or call 800-472-7878

## Agenda

Seminars will be listed by date and time. Once the seminar has started you will be able to click Start button. Once Live seminars are completed the recordings will be available.

Pick date from dropdown to switch to different date list.

ALL NEW

# GCSAA VIRTUAL EDUCATION EVENT



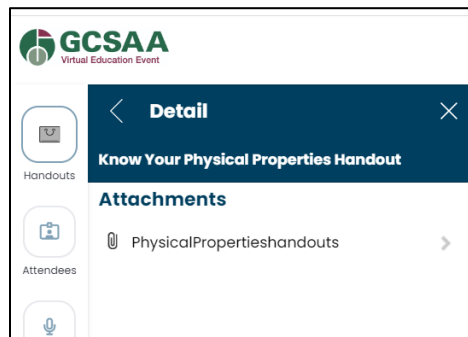
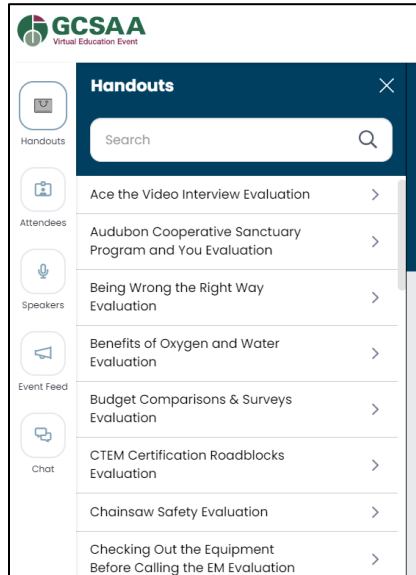
A screenshot of the GCSAA Virtual Education Event interface. The top left corner features the GCSAA logo and the text 'Virtual Education Event'. Below this is a navigation sidebar with icons for Handouts, Attendees, Speakers, Event Feed, and Chat. The main content area has a white background and contains a message: 'With two days of real-time online sessions March 14 and 16, the event offers expanded education for your entire team. Plus, you'll get 90 days of on-demand access to watch or re-watch at your convenience.' Below this is a section titled 'Your Agenda' with a dropdown menu set to '14 Mar'. Two sessions are listed: 'Every Bedbar: Lets Get Stoned' starting at 10:00 am CST, presented by Mr. Hector Velazquez... (Equipment Manager), and 'Municipal Golf' starting at 10:00 am CST. Each session has a 'Start' or 'Join' button and a 'VIRTUAL' indicator.

## Handouts and Evaluations

Materials for seminars can be found in Handouts module along the left-hand side of the screen.

ALL NEW

# GCSAA VIRTUAL EDUCATION EVENT



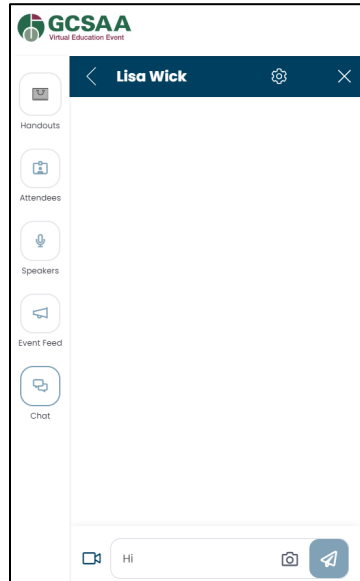
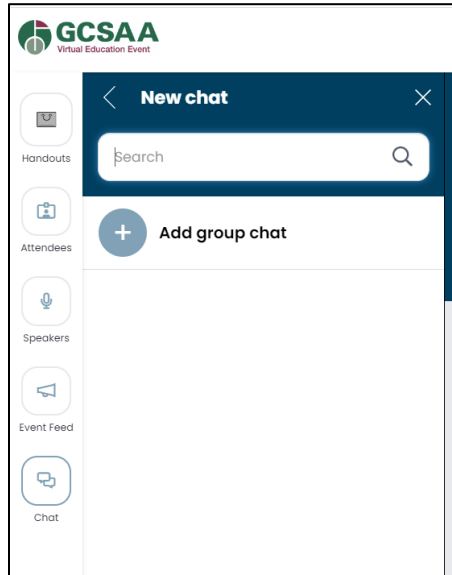
Click on Attachment and material will automatically download to your device.

## Chat

To start a chat, click on Add conversation. You have an option to search for an Attendee to chat with or to start a group chat

ALL NEW

# GCSAA VIRTUAL EDUCATION EVENT



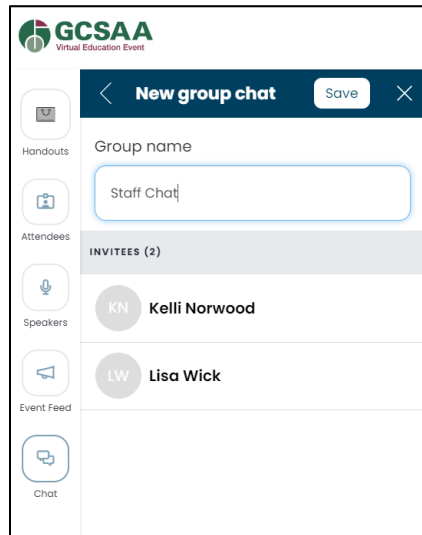
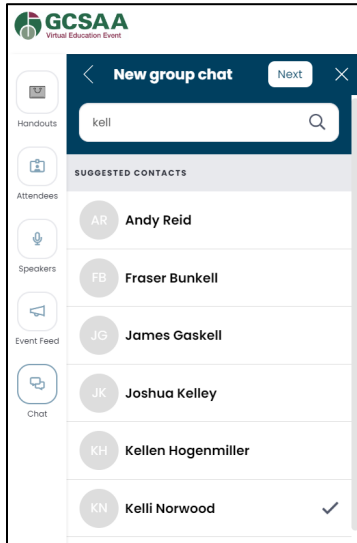
There are options to send a message, picture or start a video chat

## Group Chat

Click on Add Group Chat. Search for attendee name. Once you have selected at least one name, click next.

ALL NEW

# GCSAA VIRTUAL EDUCATION EVENT



Name the group. Click Save

You can start sending group chat messages.

## Speakers Module

List of speakers with biographies

ALL NEW

# GCSAA VIRTUAL EDUCATION EVENT

